

Avkalkingsprosedyre B HW-serien (Kaffesystem)

1.

RENEKITE 50g

Les sikkerhetsanvisningene.

2.

Løs opp 100 gram Renegite i 0,75 liter lunnet vann (ca. 40 °C).
Rør i oppløsningen slik at avkalkingsmiddelet løses godt opp.

3.

Sett en tom filterholder (uten kaffefilter) på beholderen.

4.

Plasser sprøytehodet over beholderen.

5.

**PIN-kode: Trykk 1x K,
3x N (↑↑↑),
1x M (↓) og
1x N (↑).**

6.

Trykk på tasten «M».

7.

Trykk på tasten «M».

8.

Trykk på tasten «G» for å starte avkalkingsprogrammet.

9.

Trykk på tasten «L» for å bekrefte.

10.

Avkalkingssymbolet blinker. Man kan nå høre et signal samtidig som nivåfeltene blinker.

11.

Tøm beholderen gjennom tappekranen.

12.

Beholderen er tom. Trykk på tasten «L».

13.

Vanntanken er tørrkokt. Vannet strømmer deretter inn i beholderen.

14.

Forsiktig: Varmt vann!

15.

Beholderen er full.

16.

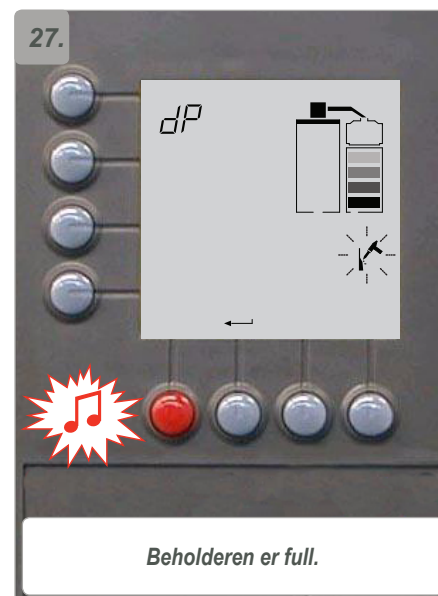
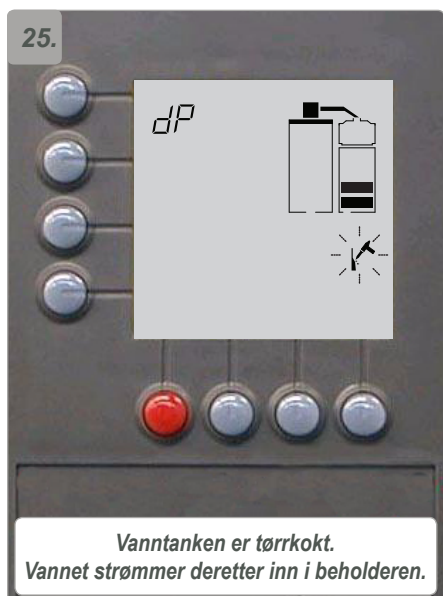
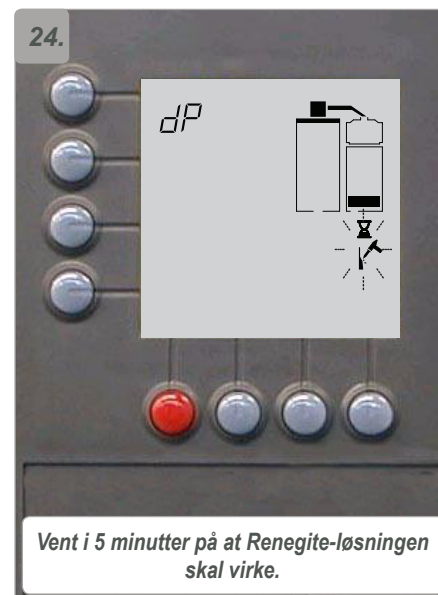
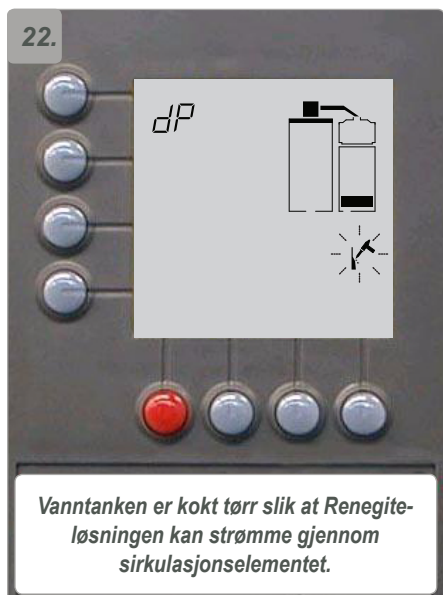

Tøm beholderen gjennom tappekranen.

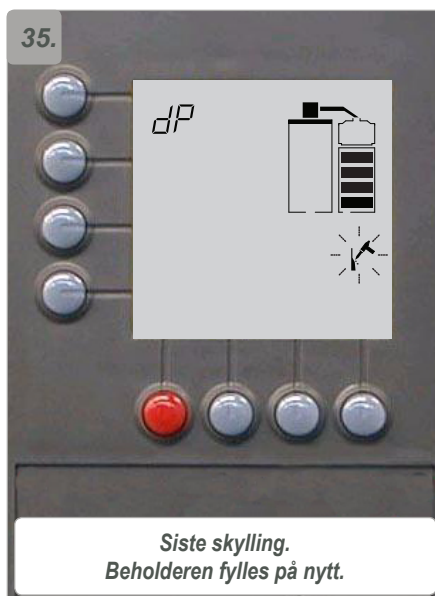
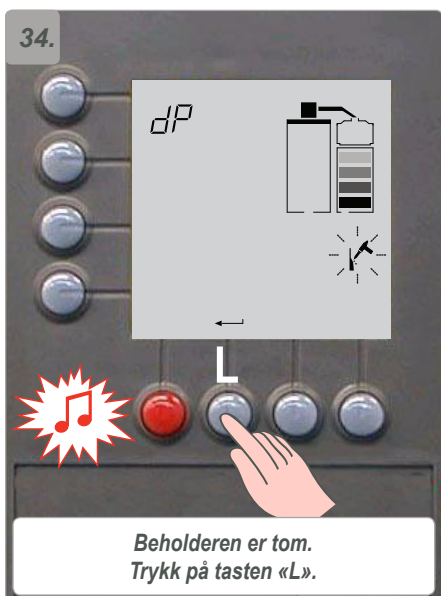

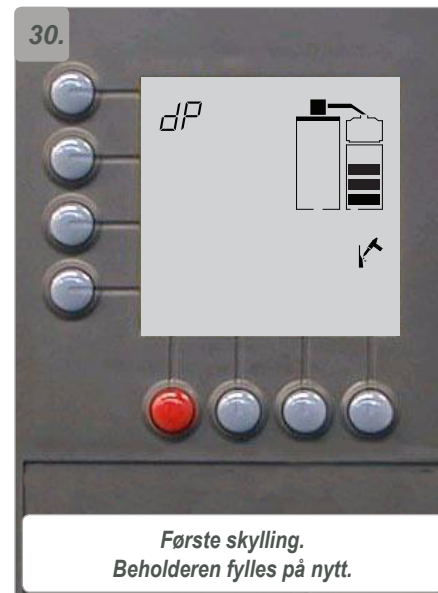
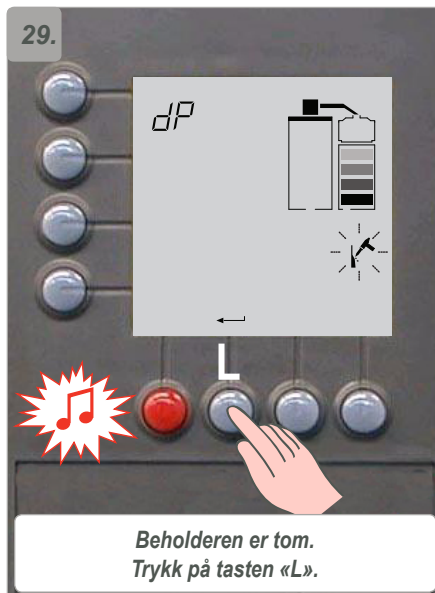
17.

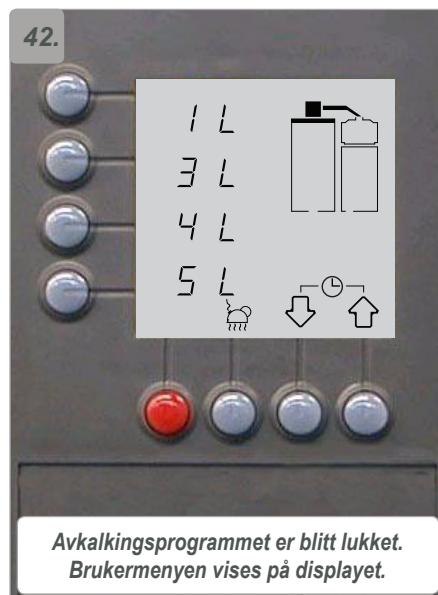
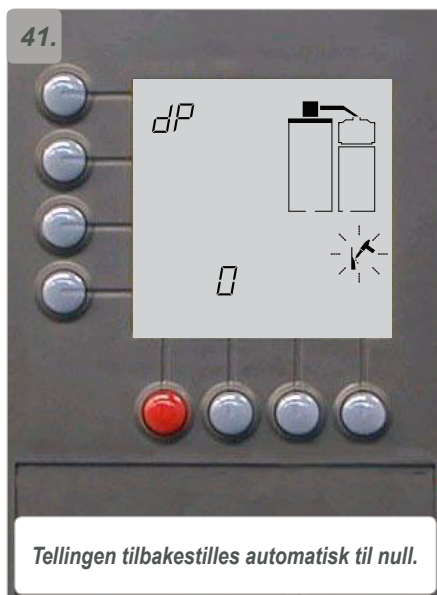
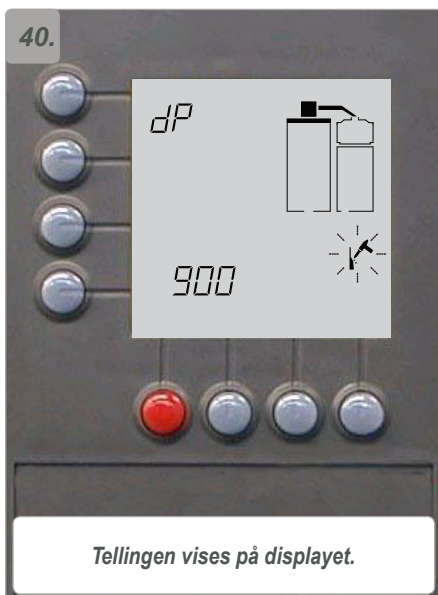
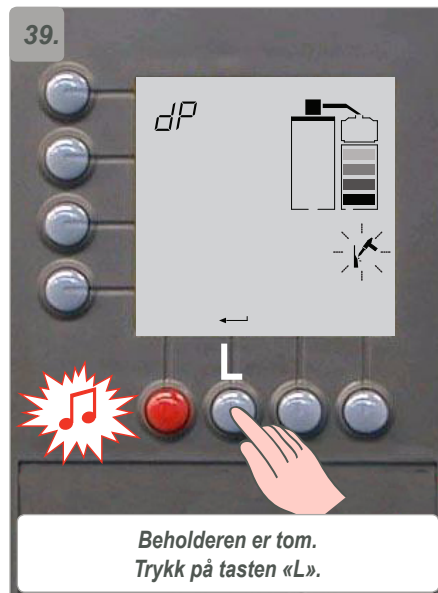

Beholderen er tom. Trykk på tasten «L».

18.

Maskinen er klar for tilsetning av avkalkingsløsningen.







Merk:
Referansemodell B5 L/R